

How to – Clean The Device

It is recommended to clean you device after every usage.



Switch the device „OFF“.



Press the „Push“ button in the back to open the dust bin cover.



Open the cover.

Take the dust bin out.





Take the green filter off and clean it.

Empty the dust bin.



Reinstall the dust bin and close the cover.



Turn the device upside down for cleaning the brushes.




Remove the side brushes.



Remove all the twisted hairs and threads.

After that, reinstall the side brushes.



Remove the main brush cover.



Pull the main brush out of the holder.


Please be careful not to lose the green support assy.





Remove all the twisted hairs and threads.



Reinstall the main brush.
First put the hex in.



Put the green support assy into the right position (**notch into direction brush and round side down**) and press it into the holder.



Reinstall the main brush cover.

If there should be more problems, please contact: support@moneual.es